



# CHINOOK WOODTURNING GUILD NEWSLETTER

A CHAPTER OF THE AMERICAN ASSOCIATION OF WOODTURNERS · VOL 2020, NO 10 · Dec. 2020

## PRESIDENT'S MESSAGE

Dan Michener, President



**H**olidays are upon us and it's the season for giving, but also, if you are a woodturner or a merchant, it's the time for selling. Sadly, for artists and craft makers there isn't much selling going on while the virus careens through our communities; and not a lot of giving either.

In a normal year I could sell a good number of pieces at the Christmas sale and at my workshop. Quite a few bowls and vases went as gifts to friends and to charity sales for worthy organizations. But now we have no sales, friends don't invite us to dinner and the charity sales are cancelled. That doesn't stop me from making stuff, it's what I do, and it is satisfying and rewarding. The trouble is that storage space is filling up.

The shelves and surfaces in my office are full, so I have been putting finished pieces on a table in the workshop. I am fortunate to have a stand alone workshop, and that works nicely because on the rare occasion that someone comes for a look I have stuff to show without inviting them into the house. Well, the table got crowded so I put up another table, and that is getting loaded, and the

*Continued on Page 2*

## ANNOUNCEMENTS

- **Membership fees** are now due.

This year dues are reduced by approximately 1/3rd. Regular members pay \$50, Family memberships are \$84 and Students pay \$32.50. Mail your dues to:

Chinook Woodturning Guild, c/o Casa, 203 8th St. S, Lethbridge, AB, T1J 5H2

Or: André, our Treasurer, can process credit card payments over the phone. Contact André to make alternative arrangements to pay.

gplaroach@telus.net,  
403-393-5337.

You may also drop off payment at André's home. Phone ahead for the address and to be sure he is there.



- **Harvey Meyer**, master of the basket weave illusion, will present a Zoom demonstration on 23 January, 2021. Harvey's webpage: <http://www.harveymeyer.com/>. This great demonstration is open to all members of the Alberta Guilds and also the Great Falls, Montana, Woodturners. Don't miss it!
- There will be no December general meeting this year, but there is a Zoom Sawdust Session at 10am on Saturday January 2<sup>nd</sup>, 2021. See you there!

## COMING EVENTS JANUARY

Schedule of Meetings, Demos and event

### DECEMBER

Sawdust Session  
Monthly meeting

December 5  
December 17

10:00 AM  
Cancelled

(Zoom)

Sawdust Session  
Harvey Meyer Demo

January 2  
January 23

10:00 AM  
1:00 PM

(Zoom)  
(Zoom)

**Guild Meetings are cancelled due to the COVID-19 health crisis. CASA is closed to large group gatherings.**

## **President's Message**

workshop is a dusty place, so the finished products are dusty all the time and I have to clean them. Compressed air is quick for that but fills the air with dust which is sure to resettle and which chokes visitors.

The result is that for the past week I have been building a large storage cabinet, with more or less dust-proof doors, mounted on casters. I can get rid of the tables, avoid the dust and roll the thing out of the way. I don't recall that sheets of plywood were that heavy 10 years ago and it's been a long time since I did simple flatwork so I have been relearning to use the router and the measuring tape. I have been enjoying this project, but it reminds me what is so alluring

about the wood lathe, green wood and beautiful curves. (It also reminds me why I don't enjoy painting).

A vaccine is in sight but not nearby, so while we wait, I advise time in the workshop, time with family, attention to safe practice in the shop and in the community. When this pandemic is all wound up we are going to have the biggest show-and-tell ever!

Meanwhile, please stay sharp, stay safe, keep on turning and have a satisfying holiday season.

Dan Michener

---

## **How to join a Zoom Meeting**

*This information is from the Central Alberta Woodturners newsletter.*

### **On desktop, tablet or phone by downloading the app.**

1. Download the **Zoom desktop app** on your Mac or PC. <https://zoom.us/download>
2. Open the **Zoom app**.
3. Click **Join a Meeting**.
4. Enter the **Meeting ID** and your **name**, and set **audio/video permissions**.

### **On desktop, tablet or phone via meeting invite link.**

1. Click on the Meeting Invite URL that the host shared via email or text.
2. Open the **Zoom app**.
3. **Approve** the request for **permission** to use your computer's **audio and camera**.

Depending on the meeting's set-up:

- you may enter the meeting right away
- you may need to wait for the host to arrive first or
- you may be placed into a waiting room that the host controls.

**W**e were lucky to have a wonderful IRD (interactive remote demonstration) with Nick Agar on 24 November 2020. Nick lives in Georgia since transplanting from the UK (I assume because of the weather, but did he exchange dreary wet for exciting hurricanes?). Decades of woodturning and embellishing have made him a master of his craft and he teaches with a relaxed, approachable style.

Nick demonstrated his techniques for turning a Bronze Bowl starting with a maple blank and then turning and texturing the wood and finishing with a Rustina Bronze application. His procedure is to finish turn the outside of the bowl and embellish with an imaginative assortment of tools and stamps before the inside is hollowed. After the inside is hollowed and carved the coloring employed Chroma Craft wood dyes and metallic paints to achieve the look of an antique metallic bowl, green with age and bits of bronze showing through as if it had been rubbed. The transition from a wood blank to an apparent aged metal bowl was astonishing, it looked as though it had been salvaged from a ship wreck.



Photo from Nick Agar's website

Nick Agar's website <https://nickagarstudios.com/> has information on his techniques and links to YouTube videos. Chroma Craft and Nick Agar are both located in Georgia, USA.

---

## BEADS OF COURAGE

**I**would like to wish all of you a very **Merry Christmas** from Beads of Courage. Please enjoy Christmas, and be safe.

Thank you to all who have made boxes for the program. Some have donated a top to go in the box, and that has been greatly appreciated.

If we have extra tops given, they will go to these kids. They can play with them on their bedside tray. I will collect them and see that they get to the Beads of Courage program.

Thank you

John VandenBerg  
Beads of Courage coordinator.

## Winged Bowl Challenge Results

**The Winged Bowl Challenge** invited woodturners from Edmonton, Central Alberta, Calgary and Chinook woodturners guilds and the Great Falls Woodturners to make bowls using techniques demonstrated by Craig Timmerman in his Zoom IRD of 22 October, 2020.

There were 16 participants, several with more than one piece, exhibiting a wide range of artistic visions.


Below are the entries in no particular order. Participants included 7 members of the Chinook Woodturning Guild, 3 from the Edmonton Woodturners Guild, 3 from the Great Falls Woodturners Club, 2 from the Calgary Woodturners and 1 from the Central Alberta Woodturners.

Thank you to all.

The **winner** of the **Winged Bowl Challenge**, chosen by random selection, is **Glen Boettger from the Central Alberta Woodturners Guild**.

Congratulations Glen!!

Dan Michener  
Pres. Chinook Woodturning Guild  
michenerdan@gmail.com



Two wing bowls. Method from the demo and the way I usually do them. Glued up scraps.

Doug Drury  
Calgary Woodturners Guild



Ed Auston  
Calgary Woodturners Guild



Two overflowing bowls  
unknown wood  
Dan Michener  
Chinook  
Woodturning Guild



Spruce "Wing-Ding"  
Terra Nova Naturail  
Kenn Haase  
Chinook  
Woodturning Guild



Manitoba Maple  
John Vandenberg  
Chinook  
Woodturning Guild




I didn't shape the wings on this since I did it more as an emerging square bowl. Tom Krajacich, Great Falls Woodturners



May tree bowl  
Terra J. Garneau  
Edmonton  
Woodturners Guild



Scots Pine  
Dan Michener  
Chinook Woodturning Guild



Roger McMullin  
Chinook Woodturning  
Guild



Walnut (*Juglans nigra*) 8 1/2" x 6 5/8" x 1 1/2" high from a rhombus shape. Between 2 and 3 mm in thickness.

André Laroche  
Chinook Woodturning Guild



2 3/4" H x 9"  
Australian Blackwood  
Mahoney's Oil finish  
Roger Wayman  
Chinook Woodturning  
Guild.



Maple, red and yellow dye.  
Dan Michener  
Chinook Woodturning Guild



Ash  
Remie Benoit  
Chinook Woodturning Guild



Birch was waiting for this project  
Don Blackwell  
Edmonton Woodturners Guild



Four bowls of lacewood  
finished with beeswax,  
mineral oil.

Single bowl is walnut and  
maple finished with Wood  
Turner's Finish.

Glen Boettger  
Central Alberta Woodturners



Juniper crotch wing bowl.  
John Vandenberg  
Chinook Woodturning Guild



Maple  
Chuck Kuether  
Great Falls Woodturners



Fir glu-lam beam, walnut,  
power carved, "rattle can"  
paint  
Wayne Petrini  
Great Falls Woodturners.



Gail Amort-Larson  
Edmonton Woodturners  
Guild



## INSTANT DISTANT GALLERY



The darker bowl is a small center save I got in Calgary I think it's apple. It had its challenges: the knot in the rim and a bark inclusion on the outside of the bowl. The smaller one I would call a saucer is cherry. The pen is black palm. Rob Thomsen



Made from a juniper crotch  
John Vandenberg



Walnut (*Juglans nigra*) 8 1/2" x 6 5/8" x 1 1/2" high from a rhombus shape. Between 2 and 3 mm in thickness. André Laroche



Pic boxes and Wing box 13" x 3" deep  
Norm Stelter



I made these yo-yos based on the Record Demonstration a few weeks ago. They were quite fun. Terry Beaton



Elm Urn with a Walnut top and finial.  
Dan Michener



Manitoba Maple Urn for Phil Hierath, a former member of our guild. Paul McGaffey

---

## INSTANT DISTANT GALLERY cont.



This winged burl bowl is from a chunk of wood which has been lying on my floor for ages. Manitoba Maple.  
Dan Michener



Overflowing bowl, probably Plum wood from Ladybug Arborists.  
Dan Michener




I noticed on Facebook about 2 weeks ago that someone wanted to find a wood turner to turn some razor brush handles for her business. After turning a prototype that she approved this is the first run of 10.  
Rob Thomsen



An order of pens.  
Norm Robinson



Here are my angels. There is an eye hook in the neck so you can hang each in the Christmas tree.  
Bert Kadijk




Christmas cards, front and inside  
Norm Robinson



---

## INSTANT DISTANT GALLERY cont.



Faceted Vases  
John VandenBerg



Snow men and ladies  
Lorraine Mix



Cherry Bowl  
Bert Kadijk



Nick Agar Bowl  
John VandenBerg



Maple Burl bowl that was very punky.  
Salvaged the bowl with epoxy. Turned  
out pretty good.  
Remie Benoit

---

## ANDRÉ'S PREFERRED WEB SITES OF THE MONTH

**A**s we are getting ready for another all Alberta and Great Falls Woodturning Guilds interactive remote demonstration on Saturday January 23<sup>rd</sup>, lets discover the web site of Harvey Meyer, <http://www.harveymeyer.com/>, the master of basket illusion. Under the Gallery tab of his web site, you will find exquisite vessels, platters and bowls with a large variety of patterns and color. Developing a new pattern is a real labor of love and Harvey is asking viewers to enjoy his work but not to literally copy his many different patterns. If you further explore his gallery, you will discover that Harvey masters many different embellishment techniques for his hollow vessels, bowls and platters. If you are still in doubt that he will be with us, check his schedule and you will see that he will join us in January. We are obviously set for a great demonstration.

A master of box turning is the Canadian woodturner Steven Kennard from Nova Scotia (<https://stevenkennard.com/>). Under the Gallery tab, you will find a selection of ravishing boxes. Enjoy! Unfortunately for us, Steven does not appear to be offering interactive remote demonstrations. However, classes in his shop are an option but more likely possible down the road at a time when we will be able to meet again. After you complete your exploration of Steven's web site, you might be happy to continue your journey in Nova Scotia. The website and the newsletter of the Nova Woodturners Guild (<http://novawoodturnersguild.com>) are very well designed and worth the visit.

Enjoy the websites and happy turning!

André

---

## ABOUT THE GUILD

The Chinook Woodturning Guild was formed in September, 2004. The Guild's main emphasis is skill improvement and camaraderie.

mailing address:

% CASA

230 - 8 Street South

Lethbridge, AB

Canada T1J 5H2

Meetings are at 7 pm the 3<sup>rd</sup> Thursday each month, Sept through June at the CASA building on 8th Street South in Lethbridge

A map to the meeting location is found on our website.

<http://www.chinookwoodturning.org/>



### President

Dan Michener  
403-331-9177  
[michenerdan@gmail.com](mailto:michenerdan@gmail.com)



### Treasurer

André Laroche  
403-329-6414  
[gplaroche@telus.net](mailto:gplaroche@telus.net)




### Vice-President

Norm Robinson  
403-404-4428  
[michenerdan@gmail.com](mailto:michenerdan@gmail.com)



### Beads of Courage Chairman

John Vandenberg  
403-380-0141  
[fayjohn@shaw.ca](mailto:fayjohn@shaw.ca)



### Secretary

Richard Shelson  
403-381-6670  
[rshelson@shaw.ca](mailto:rshelson@shaw.ca)

### Newsletter Contributors:

Dan Michener  
John Vandenberg

André Laroche  
Roy Harker