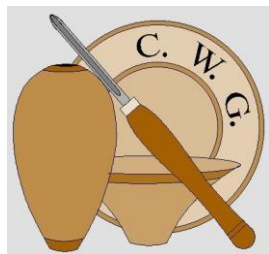


Chinook Woodturners Guild

Monthly Newsletter



Volume 15 – Number 4 -December 2015

President's Message:

Woodturning is alive and well. We are pleased to see a new woodturning Guild/Club has been formed in Red Deer, Alberta. Central Alberta Woodturners have held a couple of meetings and we understand have around 30 members. We welcome this new club to the woodturning community and look forward to your growth and success.

Many of our newer members may not be aware that the Guild has a library of books and videos which are available to our members. These resources can be signed out by our members and available at each meeting. The intention is for members to take them home for a month and return them at the following meeting. There is a record book in which we ask you to record the date borrowed and the date returned so that we can keep track of our library resources. Please make use of this resource.

Our December meeting will follow our tradition of members turning a top during the meeting, followed by a spin off. Of course the coveted trophies will go to the winners. If you were a winner last year, please bring the trophy you received last year to our meeting so they can be passed on to this year's winners. Only tops turned during the meeting are eligible for the spin off - no ringers!

November was a good month. We are progressing with the Beads of Courage project. We are pleased with the response of our members and note that several bowls have already been made. We will be adding a page to our website dedicated to this project. The Christmas Tree project was a great success,

thanks to all who contributed ornaments. And The Christmas at CASA sale was a big success.

To one and all - Seasons Greetings, I hope you have a great Christmas and a prosperous new year.

Happy Turning, Vern



Beads of Courage Boxes for Dec.

Coming Events:

Dec. 17th – Regular monthly meeting at CASA

May 14 – 15th – Demo and workshop by Andre Martel – details to follow

Christmas Tree Project: by Andre Laroche

CWG contributed to decorate a tree with turned ornaments for the annual Christmas Tree Festival organized by the Chinook Regional Hospital Foundation.

This year our tree was entitled the "Twelve Months of Christmas" and included 136 turned ornaments by the members. At the live auction, the tree fetched \$1500 and was purchased by the Stringam Denecky LLP firm. The sponsor

of the tree itself was “The Co-operators General Insurance Company”.

A great thank to coordinator and chief decorator Jim Farr who was assisted by Mrs. Farr and Christmas elves Norm Robinson and André Laroche. Jim has spearheaded this special project since the beginning and the Guild has contributed to this annual event for over 8 years. This coordination job has not been without stress as sufficient ornaments to decorate the tree are usually showing up only within a few days of the event. Please do not forget to thanks Jim for his great leadership work in coordinating this annual event during these many years. Sadly, this was Jim’s last year as a coordinator for this project. We are looking for a new coordinator for next year to continue this sharing tradition. Please let know a member of your Executive Board if you would accept to lead this project for next year.

Picture caption: Coordinator and chief decorator Jim Farr and assistant André Laroche and Norm Robinson stand proudly beside the beautiful decorated tree.



John’s demo on a Winged Bowl

John VendenBerg’s Demo: by Dan Michener

At the November 19th Guild meeting John VendenBerg demonstrated how to make a “winged bowl” from a log section. This follows a method demonstrated by Rudy Lopez at the September symposium in Great Falls, Mt.

John’s informal style kept us entertained and informed as he took us through the steps. He stressed that safety becomes a heightened issue with odd shaped pieces because they are usually out of balance and the outer parts may well be difficult to see, or invisible, as they spin on the lathe. So keep the tools sharp and the tailstock live-centre engaged as much as possible. Always rotate the piece before starting the lathe to be sure the projections clear the rest, but also be sure they clear the banjo underneath the wood. Wear a face shield and don’t get distracted by the hecklers!

John took us through the steps of mounting the half log between centers, with the bottom toward the tailstock so the underside of the bowl can be shaped and a tenon cut to go in the chuck when the piece is reversed. He pointed out that it is a good idea to drill away the bark with a Forstner bit to give the spur-drive a good seating. After forming the shape, he made finish cuts on the bottom of the wings and lower bowl.

Next, John reversed the bowl, mounting it in a chuck holding the tenon previously cut in the bottom. This left the upper side of the bowl and wings exposed and held firmly for the next operation. Naturally, he brought up the tailstock for added security while forming the wings and

outside of the bowl. The tailstock only went away for the final hollowing and sanding.

Forming the thin wings is the tricky part of this project. John showed this in stages, working on the outermost parts before thinning the center areas in order to preserve the stability of the wing. This is difficult because the spinning wings are more or less invisible. Frequent stops to check thickness are essential. This is the time fingers and knuckles get whacked by the rotating wood. Be Aware! John was careful. No yelps of pain were heard!

After the wings were done, the tailstock removed, and the bowl hollowed and sanded, a jam-chuck was used to hold the reversed piece while the tenon was removed.

All done! No fingers pinched, no need for plan “B”.



CASA Christmas Sale:

The 2015 sale was another success sale. Good crowds and lots of exposure for the Guild.

We raised \$254 for the food bank from top sales and donations.

5 Members participated in the sale. There were 150 transactions with 183 items sold.

Beads of Courage:

Thank you to all who made boxes for Beads of Courage. Those submitting boxes were: Bryan Matthews, Roy Reti, Suzi Tomita, Ross Robinson, Norm Robinson and John VandenBerg. The boxes will be taken to Calgary before Christmas. I will have beads at the December 17th meeting for anyone who would like to make a box or two.


I will be away for a few months, but will collect the boxes when I return in April. It's great to see our club participating in this program to help seriously ill children.

Thank you

John VandenBerg - Beads of Courage coordinator

Editor's Message:

Wow, what a lot of great things this guild has going – Christmas Tree Project, CASA Christmas sale, and now Beads Of Courage. I believe the Beads of Courage is just one of the greatest projects that we could become aligned with. I can't imagine having a young son, grandchild or any other young person suffering from a serious disease – it must be the most awful experience to witness. From my experience, so many of these kids are just so brave and so good natured about their problems. It makes me proud to know them and I can't wait to turn a box or two myself. I encourage each one of our members to become involved with this project – it is so worthwhile.




CASA Christmas Sale

As Eileen and I try to get organized for Christmas this year I really love seeing the looks on kids faces as they get pumped up for Christmas. As you might imagine, at this time or year, with my white hair and beard I quite often get kids whispering to their moms or just plain yell out – There's Santa. It gives me quite a blast and destroys any semblance of idea about cutting off my beard. I pray that each of you will have a safe and happy Christmas Season and the best of times in the New Year.

I would like to thank Andre, Dan, John and Vern for all the pictures, articles and input they have on this newsletter. I could not do it without them.

Jim



More from the CASA Sale



Beautiful box – creator unknown

Email Addresses:

As with any organization, keeping an up to date email list is a challenge. Please try to keep us in

the loop if you change emails – other wise you may end up missing this newsletter or other information that the executive decides they wish to share with you. If you do not get a newsletter (we will try and send it out a week before the monthly meetings) then please get ahold of me and make sure I have your correct email address. Thanks, Jim

Guild Website:

<http://chinookwoodturning.org/>

Diane Monroe still acts as our web master and our thanks to her for all her work in maintaining the site. It always worthwhile to take the time to add a few of your own pictures of new work. Having said that I need to do that myself and this time I will really try and actually do it. I said I would do it last month but have not gotten there yet. I did, however, find the time to go and visit the web site. It looks great.



A box by Ross Robinson



CASA Sale

More Pictures:



Suzi's Box



Tops for the CASA Sale



Another Ross Robinson Box



Some Great Winged Bowls



Some of the many ornaments turned



Segmented bowl – creator unknown.

About the Guild

mailing address: c/o CASA
230 - 8 Street South
Lethbridge, AB
Canada
T1J 5H2

Meetings are at 7:00pm
the third Thursday of the month
Sept thru June
at the CASA building on 8th Street South in Lethbridge

a map to the meeting location can be found on our website

Executive

President:	Vern Miller	403-892-6729
Vice-President	Dan Michener	403-3319177
Secretary	Mike Deriider	403-223-5893
Treasurer	André Laroche	403-3935337

Newsletter Editor Jim Jones 403-687-3111

Website <http://chinookwoodturning.org/>

the Guild is a member of - Allied Arts Council, Lethbridge, the Society of Canadian Woodworkers and a chapter of the American Association of Woodturners

the Chinook Woodturning Guild is incorporated under the Alberta Societies Act and is a non-profit Society