

Chinook Woodturning Guild Newsletter



Volume 3, number 4

Dec 2010

President's Message

As we quietly roll on towards Christmas it was great to see all of you at the demo on Dec. 4th. It was a great day and I hope all arrived home safe and sound. I always find it so great to see other turners turn, listen to their tricks and techniques, see their inspirations and incredibly motivating design techniques. It invigorates me and I constantly find it amazing at how much turning I do after a demo or workshop. I would like to take this time to wish everyone of you a Joyous and Safe Holiday Season - may the good lord bless us and care for us. Jim

Coming Events

- Thurs, Dec 16 next meeting - @ Roger Olson shop
a map to the meeting location can be found on our website

This is to be a fun evening. Jim tells me there will be top turning & spinning tops. Bring your tools and have fun.

Don't forget to bring an ornament for the ornament exchange. And bring a turning for the Instant Gallery/Show & Tell table.

Just in case you might forget, a reminder - Dec 24 is Christmas eve.

From the Editor

Last month I did a bit of a review of "More Woodturning" magazine, in order to give our members (particularly our newer members) an idea of what sources of information & learning there is out there.

Harold has been a big help in getting this information out to our members with his reviews of material in our Library - Thanks Harold.

You may also have noticed copies of "Canadian Home Workshop" on our instant gallery table at our meetings. These are provided courtesy of Picture Butte Home Hardware and free for the taking (as long as they last).

This month (time permitting) I will review another locally available magazine and for the future would also like to see a review of the "Woodturning Design" magazine and the AAW Woodturner magazine.

So how about one of our other members doing a review of Woodturning Design and email it to me so it can go in the next newsletter. If you are interested in doing so, talk to me at the next meeting.

Are there other magazines we should be reviewing as well?

I am always looking for ideas and writeups for the newsletter, if you have an idea, or can help, talk to Vern at a meeting, give him a phone call or email him with suggestions or an article @ pccltd@xplornet.com

Previous issues of the Newsletter are available on our Guild website.

I wish each & everyone of you a Joyous Christmas & a Prosperous New Year

Last Meeting

The Nov meeting did not go as planned. Jim Jones couldn't make it to the meeting because of the weather and he was in charge of the program.

Thanks to Jim Farr for quickly putting together a demonstration on the use of the skew chisel and demonstrating a Christmas tree with decoration produced by offset turning.



Website of the month

Ornamental woodturning using a rose engine is something most of us won't try but it is an interesting aspect of woodturning that is developing a whole sub-group of members and topic specific websites.

Here are a couple of examples of what can be done with a rose engine

It can get much more intricate & complicated.



Below are 2 websites where more information can be found including plans for building your own rose engine.

<http://www.ornamentaltourners.org/>
<http://www.billooms.com/resourceOT.html>


Chinook Regional Hospital Foundation - Christmas Tree Festival

This was a successful project for the Guild. Thanks to Jim Farr for organizing the project. Thanks to Jim & Shirley Farr, Al Schaaf, Dennis Delaney, Karen Hoover & Vern Miller who decorated the tree. And Thanks to all our members who contributed ornaments for this project.

There were approx. 150 ornaments on the tree, demonstrating a great diversity of style & design.



Not only did we end up with a good looking tree, our tree raised \$1,900 for the foundation through its sale at the auction plus the sponsorship of our tree by the law firm of Davidson & Williams of \$700 for a total of \$2,600



Don James Demo

I wasn't able to attend the demo but reports are that it was a very worth while day. Don demonstrated turning a square bowl, a giant mushroom and started to explore ideas about cutting up a perfectly good turning, then re-assembling it into a different form.

There were 17 paid registrations & 16 in attendance and we almost broke even on the day.

I notice that none of our new turners were at the demo. Perhaps because they didn't understand what the day was about.

Attending demonstrations by other turners is recommended to all our members whether a new turner or not. I have always found these demonstration days well worthwhile. They are an opportunity to learn new techniques and to expand your ideas about turning.

Guild Website

<http://chinookwoodturning.org/>



Dianne Munroe acts as our web master and our thanks to her for all her work in maintaining the site.

Did you know that each member of the Guild has a photo page and you can post photos of your work in your own gallery. Please take advantage of that and contribute to the growth and value of our website.

Guild Library

My choice for the December review is Binh Pho's CD on Surface Design on thin wall turning. As it is dealing with a colourful subject I thought December would be an appropriate time to do it.

The CD does not take a great deal of time to examine but does hold a great deal of information on the subject, I found it to be very interesting and informative and was left with a feeling that I should perhaps try my hand at creating something further in my woodturning abilities.

The information starts with air spraying, colour application and design, preparation of projects and the use and description of materials required, the correct use of the air brush and methods of painting and applying design techniques.

The information covers several methods of work such as the use and application of liquid mask, sanding sealer, paints and the use of colour, complex colour gradation and working with multicolour complex design, dark colours first and the use of gold leaf for effect.

Piercing design and techniques, the endless possibilities with examples shown are superb. Surface Texturing and sketching patterns is also covered along with the use of a burning tool.

This CD is extremely interesting and by appearance suggests the requirement of considerable patience and a steady hand but I would recommend it to anyone who wishes to try the techniques involved, the satisfaction of creating a beautiful piece is



endless.

At the end of the instructional part there is a gallery of Binh Pho's work which is well worth looking at and may give some of us the incentive to it Give a try. Sign it out, take it home and have look.

Harold

Magazine Review

"Woodturning" is a British publication available locally at Chapters, at about \$12 per issue it is a bit pricey but is filled with projects and woodturning related articles. It is also available from Black Forest Wood Products in Calgary and from Woodchuckers.. Woodchuckers also has some back issues available.

The Dec 2010 issue has 6 well documented projects with dimensional drawings and photos of the project progressing through the various stages of production. There is a 7 page discussion with illustrations on the skew chisel. In addition there are numerous tips, tool reviews, profiles of turners and an article on the AAW Maple Medley showcase.

This list is just a few of the articles

- Olive ash bowl
- Three sided box
- Mixed media vase
- Pierced rim bowl
- Simple lathe router jig
- Contemporary wall sculpture
- Fine tune your skew use
- Betty Scarpino on turning art from wood
- and more

All in all a worthwhile magazine



Bowman Christmas Sale

The sale was held Fri & Sat, Nov 26 & 27
Thanks to Al Schaaf for coordinating the event.

Sales for the 2 days = \$1,424 down significantly from last year. Top sales raised \$18 for the food bank and after covering sale expenses, the Guild will have a small surplus from our 10% sales commission.



Nov meeting Instant Gallery



More from the Bowman saleClassified AdvertisementsTurning Supplies for sale by the Guild

We still have some log end sealer available

- we have obtained some cherry and some beech which we have cut up into turning blanks. Priced at our cost + 20% to the nearest dollar in order to cover gst, wastage and perhaps a small profit.

Here is what is available:

Cherry 8.5"x8.5"x2" - \$9.00 each

Beech 8.5"x8.5"x2" - \$6.00 each

Beech 10"x10"x2" - \$9.00 each

available at our next meeting

Fund Raising Ideas

- we can collect empty inkjet and laser toner cartridges to help with fundraising for our Guild. Bring them to a meeting.

- If ordering from <http://woodchuckers.com/> tell them you are from the Chinook Woodturning Guild and a small credit (a percentage of your purchase) will be credited to an account for the Guild's use. Let our treasurer know when you do so we can track our account.

About the Guild

mailing address: c/o Bowman Arts Centre
811 5th Ave S
Lethbridge, AB
T1J 0V2

Meetings are at 7:00pm
the third Thursday of the month
Sept thru June
at Roger Olsen's Shop, near the old McNally School
a map to the meeting location can be found on our website

Executive

President:	Jim Jones	403-687-3111
Vice-President	Allan Schaaf	403-328-8426
Secretary	Scott Copeland	403-360-4384
Treasurer	Vern Miller	403-892-6729

Newsletter Editor Vern Miller 403-892-6729

Website <http://chinookwoodturning.org/>

the Guild is a member of - Allied Arts Council, Lethbridge
and a chapter of the American Association of Woodturners

the Chinook Woodturning Guild is incorporated under the
Alberta Societies Act and is a non-profit Society

WOODCHUCKER'S SUPPLIES

1698 Weston Rd; Weston, Ontario; M9N 1V6; CANADA

OWNER: John Buccioni

WEBSITE: <http://www.woodchuckers.com>

E-MAIL: sales@woodchuckers.com

TELEPHONE: (416) 241-8654

TOLL FREE: 1-800-551-0192

FAX: (416) 241-8656

Store hours:

Monday to Friday 9:00am to 5:30pm

Sat 9:00am to 5:00pm

Closed on Sundays

1 - 2 - 3

Exotic Wood Squares Sale