

Chinook Woodturning Guild Newsletter



Volume 3, number 6

Feb 2011

President's Message

Unfortunately weather permitted me from making a safe trip to town last month but the good part is that now I am alive and can make this months meeting (weather permitting). Clinton Biggs and I seem to have firmed up his demo agenda and I am sure that Vern will include that in this newsletter. He is a dynamic young man and the day will be well worth it. We have virtually tied up Doug Fisher as well for April 30th and will have details on that before the next meeting. He is another great demonstrator/workshop teacher and the day should be very exciting. This may take a different format (like being in my shop?) but who cares as long as we get to spend another day at the lathe. Good turning. Jim

Coming Events

- next meeting - Thurs Feb 17 at 7:00pm
@ Roger Olson shop

a map to the meeting location can be found on our website

The topic for the meeting will be chucking and holding your work on the lathe.

We all have a variety of different ways to do it so **bring your jigs and special setups with you to the meeting so we can all learn from each other**

- Clinton Biggs - Mar 26

From the Editor

We are now officially going into our second half of the Guild turning season. That means 5 meetings left until summer and only 4 more newsletters for your opportunity to have an article or tip published.

Its very easy to do, ask Suzi, he contributed a couple of ideas. One of which you will find later in the newsletter - Thanks Suzi.

Don't forget we have a Classified section now so if you have unused tools you want to sell or get rid of, let me know and we will place an ad for you in the newsletter

I am always looking for ideas and writeups for the newsletter, if you have an idea, or can help, talk to Vern at a meeting, give him a phone call or email him with suggestions or an article @ pccltd@xplornet.com

Previous issues of the Newsletter are available on our Guild website.


Last Meeting

The weather was poor - blowing snow, so our attendance was down a little. I'm sure some of our members who were fortunate

enough to have gone south for a bit enjoyed their slice of the weather much more than we did.

Scott Copeland gave a presentation on segmented turning. He discussed some of the issues when segmenting and demonstrated some of the tools & techniques he uses.


Here's a glimpse at Scott's presentation and some of the tools he uses.



lathe mounted & driven sanding disk



The drive wheel for sanding disk



Hollowing bar set up



With steady rest

Clinton Biggs is Coming

Mar 26, 2011



Clinton will put on a full day demonstration. Cost \$45 if prepaid, \$55 at the door (including lunch).



** Clinton hails from Lousana, just east of

Red Deer, AB. At a very young age was always in the shop working on some sort of wooden project. He started mostly doing scrollsaw work and building wooden trucks. In the year 2000 at the age of 15 Clinton took up Woodturning and since then it has been his main focus. He has trained with Dr. Dale Nish, Allan Batty, and Mike Mahoney, as well as several other well known turners taking classes at Craft Supplies USA. Clinton has since demonstrated at the 2009 and 2010 symposiums in Utah and the IWG Symposium in Ireland in the fall of 2010. Threaded boxes are one of Clinton's main interests. **

Some ideas of what Clinton might do at the demonstration. - a hand threaded box that will put back between centers and turn into a 4 sided shape. - go through all the threading tools and how to sharpen them, the woods that can be used and different techniques. - a peppermill or a thin stem goblet, - cover some sharpening.

Clinton does not have a website but here are photos of some of his work.





Website of the month

We've mentioned this website in the past but thought it worth another mention.

<http://www.sawg.org.nz/>

South Auckland Woodturners Guild Website is a wealth of information, projects and they publish a very interesting newsletter each month. Check it out.

As mentioned at our last meeting and by email from Pres Jim, we are trying to organize a hands on workshop with Doug Fisher, a renown turner from BC. Here is his website

<http://www.douglasfisher.com/index.html>

Great Falls Woodturners

We'd like to welcome the Great Falls Woodturners club to our circle of friends. We have made contact with the President of the club and look forward to future opportunities to work together with them.

This is a fairly new club with approx 25 members. They meet once a week and usually get together on Saturdays as well.

It looks like Jim Jones will be doing a 2 day demo with them in July.

Guild Website

<http://chinookwoodturning.org/>



Dianne Munroe acts as our web master and our thanks to her for all her work in maintaining the site.

Did you know that each member of the Guild

has a photo page and you can post photos of your work in your own gallery. Please take advantage of that and contribute to the growth and value of our website.

Guild Library

The Library contains many Books, DVD's CD's and VCR's that collectively provide a vast amount of information for the Woodturner. My choice this month is Turning Pens & Pencils, I have heard members discussing this project so thought it a good subject for a review.

We have an excellent book on this subject which is very detailed, starting with the history of writing instruments and progressing through Safety and Health, Lathe Selection, wood and tools, Mandrels, Adhesives and so on. The making of pens and pencils and the selection of styles etc is covered in detail, the use of tools and the methods of work are thoroughly explained with many photographs showing the work from start to finish.

There is a good selection of styles and designs to choose from plus a section on alternate materials which can be used and also a section on making pens using a router. Jigs can be made to assist in the manufacture and can easily be made from the photographs and information provided.

The book is well written is easy to understand and should be a useful tool to anyone interested in making pens and pencils.

A good comprehensive manual for those of us who have the desire to produce superior products with a difference.

Harold

Notes of Interest

Here is a link to a newspaper article about Maurice Franklin - a ninety-one year woodturner who is still active as a production turner.

<http://spitalfieldslife.com/2010/12/24/maurice-franklin-wood-turner/>

Here is a link to a web page that talks about one of the old majestic elm trees that used to grow in Ontario. I found the articles and photos very interesting.

http://www.flyingsquirrels.com/sauble_elm/

Tip of the Month

Suzi Tomita has been a great supporter of the Guild. He has made many tools, jigs and upgrades for Guild equipment and has helped many members by making tools for them and in other ways.

I'm not sure how Suzi would label himself - woodturner, machinist, metal worker? I suspect Suzi's motto (label) should read ***"I make things"***.

One of the latest is a parting tool from a saw blade. By cutting out a section of a carbide circular saw blade, Suzi makes a small parting tool. Because the tooth is wider than the shank, there is less chance of binding in the kerf.

Here is a photo of the end product and the layout for cutting from a saw blade.



Thanks Suzi for your contribution to our newsletter

Another Thank you to Suzi

Suzi made us an improved spindle lock for our Pioneer lathe



This space left blank for you

so send me something and help fill it up

January Instant Gallery**Classified Advertisements**

John Korthius dropped some Mayday sections off at Roger's shop. If you are interested in a piece pick one up if there are any left when you come to our next meeting.

Thanks John, your generosity is appreciated.

Turning Supplies for sale by the Guild

We still have some log end sealer available

- we have obtained some cherry and some beech which we have cut up into turning blanks. Priced at our cost + 20% to the nearest dollar in order to cover gst, wastage and perhaps a small profit.

Here is what is available:

Cherry 8.5"x8.5"x2" - \$9.00 each

Beech 8.5"x8.5"x2" - \$6.00 each

Beech 10"x10"x2" - \$9.00 each

available at our next meeting

About the Guild

mailing address: c/o Bowman Arts Centre
811 5th Ave S
Lethbridge, AB
T1J 0V2

Meetings are at 7:00pm
the third Thursday of the month
Sept thru June

at Roger Olsen's Shop, near the old McNally School

a map to the meeting location can be found on our website

Executive

| | | |
|----------------|----------------|--------------|
| President: | Jim Jones | 403-687-3111 |
| Vice-President | Allan Schaaf | 403-328-8426 |
| Secretary | Scott Copeland | 403-360-4384 |
| Treasurer | Vern Miller | 403-892-6729 |

Newsletter Editor Vern Miller 403-892-6729

Website <http://chinookwoodturning.org/>

the Guild is a member of - Allied Arts Council, Lethbridge
and a chapter of the American Association of Woodturners

the Chinook Woodturning Guild is incorporated under the
Alberta Societies Act and is a non-profit Society

Fund Raising Ideas

- we can collect empty inkjet and laser toner cartridges to help with fundraising for our Guild. Bring them to a meeting.

- If ordering from <http://woodchuckers.com/>
tell them you are from the Chinook Woodturning Guild
and a small credit (a percentage of your purchase) will
be credited to an account for the Guild's use

WOODCHUCKER'S SUPPLIES

1698 Weston Rd; Weston, Ontario; M9N 1V6; CANADA

OWNER: John Buccioni
WEBSITE: <http://www.woodchuckers.com>
E-MAIL: sales@woodchuckers.com

TELEPHONE: (416) 241-8654
TOLL FREE: 1-800-551-0192
FAX: (416) 241-8656

Store hours:

Monday to Friday 9:00am to 5:30pm
Sat 9:00am to 5:00pm
Closed on Sundays

1 - 2 - 3
Exotic Wood
Squares Sale