

# Chinook Woodturning Guild Newsletter



Volume 2017, number 10

June 2018

Previous issues of our newsletters are available on our web site

<http://www.chinookwoodturning.org>

## President's Message

What is the point of woodturning demos? The executive of our guild spends a fair amount of time and energy organizing demonstrations every month for our regular meetings as well as public demonstrations several times a year and we also put on a major demonstration coupled with a workshop each spring. We always get support from our members which is much appreciated. But it raises the question of why we do this and whether we should continue.



Obviously the public demos are designed to raise awareness of woodturning and of our club and maybe attract a few new members. These demos are fun to do when there is a crowd, even when the crowd is mostly kids hoping to score a spinning top hot off the lathe. It gives us a chance to meet people we would not ordinarily run across and talk about what we do. It also gets us out of our solitary workshops and into a social setting which is probably a good thing.

The in-house demos are another thing entirely. What do woodturners get out of watching other woodturners? Clearly it is because we think we will learn something new about our chosen passion. And we do! For me every time I see somebody turn a piece of wood I learn something. Be they a great, or a not so great, artisan, there are few who do the same thing the same way and watching how somebody else solves a problem stimulates the mind. I often have no intention of duplicating what a demonstrator is making, but the way it is made fires the imagination and makes the next project a little different from the last.

This is why the Chinook Woodturning Guild will continue to bring in guest artists, to kick start our own woodturning and open us up to possibilities and processes for our future development.

## For your information:

Every year the Guild purchases insurance through the Society of Canadian Woodworkers. This insurance was set up by Colleen Samila, President of the Woodturners Guild of Ontario. Many Canadian Guilds, including ours, had been buying annual insurance coverage through the AAW. When it was discovered that insurance was not honoured in Canada, Colleen invented the Society of Canadian Woodworkers and found an insurer which was prepared to give all members of the Society a group rate. Part of your annual membership dues pay for our insurance. Below is an overview of our coverage. (If you want more information, I am the wrong person to ask, instead email Colleen Samila [colleen@canadian-woodworker.com](mailto:colleen@canadian-woodworker.com).)

Be aware that if you are being paid to teach woodturning you are considered an instructor and require separate insurance. If you are not paid you are merely a mentor and are covered under this insurance as long as you are participating in a Guild event.

Dan Michener

## SCW Insurance Program Coverage Highlights

Coverage will extend to off premises location – shows, displays, demonstrations. SCW Insurance Program Coverage Highlights with higher limits available at your option:

### Property: \$10,000

Miscellaneous Property Floater, Replacement Cost, including Woodworking equipment and tools owned by each guild and/or used for club purposes.

### Liability: \$2,000,000

Commercial General Liability including Personal injury and advertising injury, occurrence property damage, broad form property damage, non owned automobile.

### \$250,000 Tenants Legal Liability

(broad form) Including Incidental Medical Malpractice.

### Directors' & Officers Liability:

\$2,000,000 Wrongful Acts.

### Accident ADD: \$10,000

Principle Sum and benefits as per schedule.

## Coming Events

## Schedule of Meetings, demos and events

### **\*\*Regular meetings are held the third Thurs of each month Sept to June**

2018

### **June**

21 \*\*Thurs, 6pm, Casa woodshop. BBQ.

### **July**

2-31 Display of our woodturned art at Lethbridge Public Library  
7 Saturday. Summer Sawdust Session, 9am -noon at Casa. No charge.

### **Aug**

11 Saturday. Summer Sawdust Session, 9am - noon at Casa. No charge.  
19-20 Public woodturning demo at Coyote Flats Pioneer Village, Picture Butte.

### **Sept**

21 \*\*Thurs., 7pm at Casa. Annual General Meeting, followed by regular meeting  
28-29 Friday and Saturday. Art Walk at Casa. Public woodturning demonstration.

## Announcements

### **BBQ on June 21<sup>st</sup>, 2018, 6pm at Casa.**

Our last regular meeting of the year is a social BBQ at Casa on 21 June at 6pm. Bring a close family member or members. There is no charge for this. We will have food and conversation. **Also**, we have an unembellished hollow form signed by J. Paul Fennell which he made during his demonstration and left behind for someone to finish. We will raffle off this piece to the lucky ticket holder. Tickets \$2 for sale at the door.

We hope to see a lot of the Chinook Woodturners at the BBQ.

**Please** let André know if you will be coming to make sure there is enough food for all ([gplaroch@telus.net](mailto:gplaroch@telus.net)).

### **Summer Sawdust Sessions, July 7 and August 11, 2018**

The Guild has booked the Casa woodshop for **Saturday, July 7<sup>th</sup>, 9am – noon AND Saturday, August 11<sup>th</sup>, 9am – noon.**

These sawdust sessions are free to our members and guests. (No \$5 charge!) We will have out some tools and lathes in case some

want to turn, there will be an Instant Gallery so we can all see what you are working on, or what you wish you were working on, or what you worked on last year. We might even have coffee and donuts! These sessions are an opportunity for us to keep connected during the summer and talk about whatever comes up. Come one and all!

#### **Lethbridge Public Library display cases. 2 July – 31 July, 2018**

The Chinook Woodturning Guild has been invited to fill 2 display cases at the main Lethbridge Public Library for the period 2 July until 31 July. Details will follow later in June. If you would like to put your turned items in the display cases, please contact Dan ([michenerdan@gmail.com](mailto:michenerdan@gmail.com)).

#### **Coyote Flats Harvest Days, August 19, 20, 2018**

We have been invited to demonstrate woodturning at Harvest Days at Coyote Flats Pioneer Village, Picture Butte. We did this demonstration last year with great success. Details and call for volunteers will be forthcoming in August

#### **From the Editor**

Thanks to Dan, Lorraine, Roger McMullin, Jim Galloway, Andre and Richard for their contributions.

#### **Beads of Courage**

chairman: John vandenBerg

Thank you to those who have turned a beads of courage box this year. We have 11 for our July shipment to Calgary, with a total of 134 to date.

Please keep turning these boxes, they are greatly appreciated by the children.  
John VandenBerg

#### **Casa's 5th Anniversary May 12, 2018**




#### **May Meeting**

Contributed by Roger McMullin

1) The evenings began with Roger McMullin discussing how to make wood burning pens used to embellish woodturnings. This method uses a 2-10 amp battery charger, connected to duplex plug/rotary dimmer switch combination. He demonstrated how the brands and wood burning pens could be constructed. The parts and pieces to make these pens are available but are usually sold in larger quantities and therefore somewhat prohibitive when making only one or two pens.



The guild members were asked to see if there was enough interest in the guild buying the materials and then in turn selling the parts to interested members. This would keep the cost down and would allow members access to this form of embellishment. The survey of the members was done which indicated 9-10 members would like to participate.



This



information will be given to the executive who will then decide how to proceed.

2) Norm Robinson then showed the group a series of LED lights that were available for various shop applications including single lights and strip lighting. The distributor was not able to be present so pricing and more details were not readily available. The distributor is located in the small industrial area just east of Lethbridge on the Coutts highway at Wilson Siding. The distributors name is LED Luminescence Inc., 141 Stewart Ave., Stewart Siding, Lethbridge, AB T1J 4P4. The phone # is 403-393-6121 and you can also contact Tyler at [tyler@ledlum.ca](mailto:tyler@ledlum.ca).



3) Terry Beaton discussed a hollowing tool he had fabricated. It had a carbide cutter attached to a metal 1/2" rod and handle. Alongside the rod was another "L" shaped rod which was welded to the side of the main rod. The purpose was to resist the rotational force of the hollowing process by providing support against the banjo as hollowing is underway. Terry will host a sawdust session early in the fall for members who would like to give the finishing hollowing tool.

4) Ken Rude from Branches to Bowls (<http://www.branchestobowls.com>), a woodturning retailer from Calgary, who retails Vicmarc lathes and associated woodturning products, was present at the meeting. He provided an overview of all his products, along with a large selection of tools including Vicmarc chucks and jaws and Carter & Son beautiful gouges he had available for sale. Members were entitled to a special reduction on all their purchases.

[www.branchestobowls.com](http://www.branchestobowls.com)

[ken@branchestobowls.com](mailto:ken@branchestobowls.com)



### **May meeting Instant Gallery**

I don't have any information (only photos) from the May gallery.



### **Looking for wood ?**

John Korthius has contacted us to let us know that he now has a large bandsaw and is able to prepare blanks of elm and other local woods. John has provided us wood for woodturning demonstrations over the years.

If you are looking for wood give John a call at 403-892-3412 and see if he has what you are looking for.

### **Bring Back**

Bring Back is a Guild program where at each meeting a member is given a block of wood to turn. The member turns something from the block and brings the result to the next meeting along with a block of wood which is given to a different turner to take home and produce a turning.

For various reasons we have missed the last couple of months but Bring Back will be back for the Sept meeting.

### **J. Paul Fennell visits our guild.**

Each May our guild invites a well known wood artist to come to Lethbridge and to demonstrate their skills and techniques. In the day following the demonstration the invitee leads a hands-on workshop for a smaller group.

This May, 2018, our guest was J. Paul Fennell. Paul lives in Arizona, where his special interests are in turning hollow forms and embellishing them. His works can be found in many art collections, both public and private.



We were very proud, and a little surprised, that a person of such prominence would be interested in coming to our small guild. It turned out others were interested also, because we had guests from Regina, Edmonton, Calgary and Seattle!

Paul, and his wife Judy arrived a day early so as to have time to select wood and preside over the setup for the demo at Casa and the workshops.




Judy Fennell

The demonstration began with Paul giving a brief narrative of the path he has taken in developing his artistry from boyhood to its current level. The major portion of the morning was spent showing us how to select wood and shape an eye catching vessel. Paul pointed out that the best embellishment is wasted on a hollow form shape that does not please the eye, and

pleasing elements include smooth curves and placing the widest part of the form either above or below the centre.



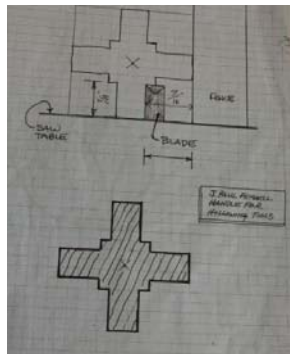
Layout platforms



layout platform for curved lines



layout platform for straight lines



Special handle design



working on base of hollow form in jam chuck

When the demonstration piece was formed on the outside it was coated with medium viscosity CA glue to prevent it from losing surface moisture and cracking while the hollowing was carried out. We were then treated to a Fennell style hollowing. Paul has developed his own home made hollowing tools and hollows with the lathe running in reverse. He says its more convenient and easier on the back and arms. It looks easy. Its not! Maybe I need more practice.


After the hollowing we were shown how to mark out surface grid lines so the piece could be carved in many different ways. Doing geometric indexing to help plan the carving is very simple, doing the carving, not so simple.




Using the indexing wheel

We were shown detailed plans for several basket weave patterns

A few of the many patterns








### Some of Paul's Work



and then had a demonstration of an assortment of rotary tools Paul uses for carving the pattern onto and into the wood.



The next two days were hands-on workshops held in my shop (Casa was closed for Victoria Day). Paul invited us to work on whatever aspect of the demonstration we wished. Although we had enough lathes (Thank you Jim Jones) for everybody, few were used, as most decided to concentrate on indexing and embellishing. Some participants brought items from home to work on while others spent their time on thin practice boards using the high speed air powered carving tools available or the medium speed electric tools. Some had their own equipment from home, the rest used Paul's own tools or borrowed within the group. Norm Robinson provided the best lunch ever (who knew Norm could cook?) there was a great deal of circulating to see what others were doing and learn what worked and what didn't. Throughout, Paul circulated quietly, offering advice and answering questions.

The visiting woodturners asked to be put on our email list so they will know what is going on next year. Apparently it was a very successful event.

Special thanks to André Laroche, Jerome Veenendaal, Jim Galloway and John VandenBerg for helping to pick up and return the lathes, to Jim Jones for lending us his lathes, Norm Robinson for organizing the lunches, and the others who helped in various ways.

Dan Michener

This was a day filled with new ideas for me and for the audience.



## Workshop Memories

### Day 1



L to R: Ray Lachowitz, John Robertson, Paul Fennell, André Laroche, Gail Amort-Larson, Tim Tibbits, Roger Wayman, Dave Webster, Glen Christenson



### Day 2



LtoR, Dennis Hoogie, Richard Shelsen, Dennis Delaney, Roger McMullin, Paul Fennel, John vanderBerg, Dan Michener





from workshops



### **About the Guild**

mailing address: c/o CASA  
230 - 8 Street South  
Lethbridge, AB  
Canada  
T1J 5H2

Meetings are at 7:00pm  
the third Thursday of the month  
Sept thru June  
at the CASA building on 8<sup>th</sup> Street South in Lethbridge

*a map to the meeting location can be found on our website*

#### **Executive**

President:	Dan Michener michenerdan@gmail.com	403-331-9177
Vice-President	Norm Robinson normrobinson@hotmail.com	403-404-4428
Secretary	Richard Shelson rshelson@shaw.net	403-381-6670
Treasurer	André Laroche <a href="mailto:gplaroche@telus.net">gplaroche@telus.net</a>	403-329-6414

Newsletter Editor Vern Miller 403-892-6729  
Website <http://chinookwoodturning.org/>

the Guild is a member of - Allied Arts Council, Lethbridge, the  
Society of Canadian Woodworkers and a chapter of the  
American Association of Woodturners