

Chinook Woodturning Guild Newsletter



Volume 2017, number 3

Nov 2017

Previous issues of our newsletters are available on our web site

<http://www.chinookwoodturning.org>

President's Message

Last summer I traveled to Kansas City to attend the American Association of Woodturners annual meeting. This was a first for me, I have never gone to a similar function. While waiting for a shuttle bus to the hotel, late at night at KC airport, I was approached by a guy in a Hawaiian shirt who said "are you a woodturner?" "Yes" I said, surprised because there were plenty of other people around who apparently were not woodturners. Do woodturners have a certain telltale look?



I went to the hotel and discovered dozens of other woodturners arriving and striking up conversations. When I sat down with a group of guys in the lobby who had that woodturner look I found that I was sitting with Mike Mahoney, Glenn Lucas, Stuart Batty and several other professional artists and teachers who didn't know me from Adam (except Mahoney who said "I KNOW YOU!" he was right, we met briefly in Great Falls 3 years ago and he remembered my face), they were friendly and accepting but of course I didn't add much to the conversation.

When the meetings began the next day I was gobsmacked at the sheer numbers of turners. Over 1150 participants from all over the world, but mostly USA, were there and there were 69 demonstrators, presenters and panelists showing their skills in such a wide variety of fields that nobody could take it all in. The AAW puts out a chart of demonstrations and I just had to decide on some that had particular interest to me and let the rest go.

Attendees are invited to volunteer to be Demonstrator Assistants. I did this for two demonstrators and got a front row seat at the demo. The Assistant gets to start the demo and run to the tool room for missing tools or equipment and generally help out where needed. In my case there was nothing to do but enjoy the demo and free 'T' shirt that Assistants get.

The other part of the AAW meeting which blew me away was the trade show. Every supplier of a woodturning related tool, dye, glue, wood, caliper, jig that you have ever heard of, and quite a few more, are there and happy to talk whether or not you are buying. You gotta see this show!

After the 3 day meeting I came away filled with fresh enthusiasm for woodturning. This is a real feast of ideas, and I am still chewing on the leftovers.

Next June the AAW meets in Portland, Washington. I'm going. Why don't a whole bunch of us go together! You too will be amazed and invigorated.

Dan Michener

Important Notice to Our Members

Short on Ornaments for the Christmas Tree 2017 Festival

Dear fellow turners, we currently have on hand 50 beautiful

ornaments for the tree supplied from a few members, so many thanks to you. However, this makes us short of 113 ornaments for this coming Saturday, November 18. As you know this year the theme for our tree is "Canada 150 with 150 ornaments made by Canadians" which includes 163 ornaments, three more than last year. I know that some of you have indicated that you will bring ornaments next week. I would sleep a lot better if you could let me know how many ornaments you are planning to bring at the meeting this coming Thursday November 16 as this would help to decrease my level of anxiety.

Please let me know. I am looking for your replies.

André

Decorating Captain 2017

Tops for the Food Bank

We also need tops for sale at the Christmas sale. All proceeds from the donated tops go to the food bank.

Please make and bring a few tops to our Nov meeting.

Coming Events

Schedule of Meetings, demos and events

****Regular meetings are held the third Thurs of each month Sept to June**

<u>Nov</u>	16	**Thurs, 7pm, Casa. Twice-turned bowl demo by John Vandenberg
	17,18	Christmas at CASA sale
	22	Wed, 9am – 1pm, Casa. No particular topic
	22	Hospital Foundation Christmas Tree sale
<u>Dec</u>	21	**Thurs, 7pm. Casa. Social, top making, spin-off, egg nog.
<u>Jan</u> 2018	18	**Thurs, 7pm Casa. TBA, Dennis Delaney.
<u>Feb</u>	15	**Thurs, 7pm, Casa. Turned cabinet with drawers, Kai Muenzer.
<u>Mar</u>	15	**Thurs, 7pm, Casa. TBA, Dan Michener.
<u>Apr</u>	19	**Thurs, 7pm, Casa. TBA, Jim Jones.
<u>May</u>	17	**Thurs, 7pm, Casa. Pepper mill, Norm Robinson.
	19	Sat, visiting artist J. Paul Fennell, all day demo
	20	Sun, J. Paul Fennell, full day hands-on workshop.
<u>June</u>	21	**Thurs, 6pm, Casa woodshop. BBQ.

New Members

Welcome Terry Baker and make him feel at home.

From the Editor

It is with sadness that we learned of the passing of Claire Norton's son Kent and shortly thereafter his wife Gail. Our thoughts and prayers are with Claire and his family.

Thanks to Dan Michener, André Laroche, John vandenBerg, Lorraine Mix and Gunther Schultz for their contributions to the newsletter.

Last month's meeting - Oct 2017



Sparks were flying at our last meeting. Before you assume there was a high level of controversy or conflict between members, let me clear up any misconceptions. Our last meeting was devoted to tool making - specifically making a scraper.

The Guild purchased some appropriately sized tool steel blanks which were then sold to interested members. The session was led by Roger McMullen

No limbs were lost nor were there any major mishaps.



Roger McMullen discusses profiles



Oops



Sawdust Sessions

By André Laroche

Sawdust session Christmas Ornaments - Oct 14

Session was led by Dan Michener in which Dan turned one of his beautiful Christmas bells. There were a total of 6 participants or visitors that morning. There were also discussions about turning and life in general as I can understand. I have not seen any ornaments from that session yet but I am looking for some on November 16.

Sawdust session Hands-on handle making - Oct 21.

Session was led by Roger McMullen as a follow up to Thursday's session on making scrapers from blank pieces of metal. We were 7 participants or visitors. During this session we had opportunity to complete grinding of scrapers and to complete a handle. This was a useful session for me as I could advance on making my second scraper. I was left with minor grinding to complete at home. It is always nice to receive a piece of advice to confirm or not if you are on the right path and move on your project.

Please let us know your comments to the Executive members about these sawdust sessions as we need to evaluate your appetite for this form of meetings.

André



Roger McMullen trimming handle blank



Norm Robinson, Suzi Tomita assisted with tool & handle design



Lorraine and Ken Mix, Norm Robinson -discuss handle design



Handle in the making

Beads of Courage

chairman: John vandenBerg

Oct. 31 is our year end for Beads of Courage, with a total of 73 boxes made by our members this year. Forty-five boxes were made last year so we have donated 118 all together. I am sure we put a smile on each child's face who gets a box to keep their beads in. We are always looking for more Beads of Courage boxes, and thanks to all the member for turning them.

John VandenBerg
Beads of Courage Coordinator

Beads of Courage boxes from Oct meeting



Jerome veneendahl



John vandenBerg



Richard Shelton

Bring Back

Bring Back is a Guild program where at each meeting a member is given a block of wood to turn. The member turns something from the block and brings the result to the next meeting along with a block of wood which is given to a different turner to take home and produce a turning.



John vandenBerg made this



From this Russian Olive blank from
Harold Plumptre

Guild Website


I hope our members are using the Guild website. You can visit it by clicking on this link.

<http://chinookwoodturning.org/>

Guild Library

New book in the library

Many thanks to Terry Beaton for his gift of **Woodturning: A Foundation Course** by Keith Rowley, 1997 Edition (Sterling Pub Co Inc). This is greatly appreciated. The book is available to members for borrowing.



Member Profile

Meet Gunther Schulz

My name is Gunther Schulz and I have been a member of the Guild for two years. I have been a wood worker for a number of years and my main interest has been building construction equipment using oak, maple and walnut. One of the skills required was to turn round parts for the equipment.

Through this I purchased a lathe and started turning. My first projects were turning pens, wine bottle stoppers and miniature bird houses. This has led to other projects such as bowls and lidded containers. I joined the Guild in order to learn more about turning and expand my abilities to turn more complicated forms. I look forward to attending the meetings every month and seeing the work of the members. I am amazed by the skills and ingenuity exhibited in the work displayed. The other thing I am learning is how to hold the wood and the order that must be followed so that you can turn the part. Hopefully after much practice and creating a lot of sawdust I will one day become good at what I am doing. Until then there will be many mistakes and a lot of smaller parts that started out as larger parts.



Norm Stelter-tree ornaments



Harold Plumpton



Brian Mathews



John vandenBerg



Remie Benoit-tree ornaments



Norm Stelter



Roy Rettie



Roy Rettie



About the Guild

mailing address: c/o CASA
230 - 8 Street South
Lethbridge, AB
Canada
T1J 5H2

Meetings are at 7:00pm
the third Thursday of the month
Sept thru June
at the CASA building on 8th Street South in Lethbridge

a map to the meeting location can be found on our website

Executive

President:	Dan Michener michenerdan@gmail.com	403-331-9177
Vice-President	Norm Robinson normrobinson@hotmail.com	403-404-4428
Secretary	Richard Shelson rshelson@shaw.net	403-381-6670
Treasurer	André Laroche gplaroche@telus.net	403-329-6414

Newsletter Editor Vern Miller 403-892-6729
Website <http://chinookwoodturning.org/>

the Guild is a member of - Allied Arts Council, Lethbridge, the
Society of Canadian Woodworkers and a chapter of the
American Association of Woodturners