



Chinook Woodturning Guild Newsletter

Volume 2018, number 4



Chapter

Dec 2018



Merry Christmas

to all our members and those who follow our newsletter
may you all have a wonderful time with family and friends



Previous issues of our newsletters are available on our web site

<http://www.chinookwoodturning.org>

President's Message

Its good to be part of a woodturning guild like ours. We are a small enough guild that everybody can know everybody else by the end of the year, and that means we have good flow of ideas and information from one to another. I am told that some types of artists and crafters are secretive about their techniques, but woodturners everywhere seem to be open about how they work their magic and in fact can hardly restrain themselves from spreading their experience.



While the guild members are spreading their enthusiasm, there is still a lot to do at Casa before the meetings. There are always a few people to get out the lathe and the safety shield, set out the chairs, open the library so people can get their name tags, and that's great. However, two things require a bit of time to set up. These are the video system and the sound system. André has been doing the video system under pressure because he has the treasurer's responsibilities to carry out at the same time. The video system requires the monitor to be set up, the camera placed over the lathe and the wires correctly connected, and power cords run to the TV and sometimes the laptop. Anybody can be taught to do this, it is not rocket science, but it takes 10 or 15 minutes which your officers don't have.

I am looking for one (preferably two) volunteer(s) to regularly come to the meetings half an hour early to set up the video system. We will happily teach you how.

The same applies to the sound system, which is much simpler. If we can get help André and I can get on with our other responsibilities.

Dan Michener

Coming Events

Schedule of Meetings, demos and events

****Regular meetings are held the third Thurs of each month Sept to June**

2018 unless otherwise indicated, all meetings are held in the woodshop at CASA

Dec 1 Sat, 9am, Sawdust Session – Spinning top making in preparation for the Christmas spinoff.
20 **Thurs, 7pm, Annual Christmas top making and spin off.

2019
Jan 5 Sat., 9am, Sawdust session
18 **Thurs, 7pm, Workshop Safety

Feb 2 Sat., 9am, Sawdust session
21 **Thurs, 7pm, Norm Robinson – Finishes and finishing for woodturners
Mar 2 Sat., 9am, Sawdust session
21 **Thurs, 7pm, Dan Michener – make a quail.
Apr 6 Sat., 9am, Sawdust session
18 **Thurs, 7pm, Kai Muenzer demo
May 4 Sat., 9am, Sawdust session
16 **Thurs, 7pm, TBA.
25 Sat, 9am, Ed Pretty demo
26-28 3x1 day hands on workshops with Ed Pretty
June 20 **Thurs, 6pm, Casa woodshop. BBQ.

Announcements

- There will be another wood raffle as a fundraiser at the December monthly meeting. You bring some surplus wood and we will sell raffle tickets for \$2. If your ticket is drawn you can take one lot of wood. If there are several lots we will keep on drawing tickets.

- The December 20 meeting is our annual Christmas get together. Anybody who is willing can make a top on the lathes there, and we will have a spin-off at the end to see whose top spins the longest. The winner gets the coveted trophy to keep until the next year. Top blanks will be supplied, no need to bring your top from home. Refreshments will be on hand!

- Ed Pretty weekend in May: The two hands-on woodturning workshops and the hands-on wood colouring workshop are fully subscribed. But no registration is final until André has the money, so there are likely to be some cancellations before the events.

Payments will be accepted during the December 20 and January 17 meetings, after which unpaid spots will be released. We are maintaining a cancellation list. Cost is \$150 for each hands-on workshop.

-The Ed Pretty all-day demonstration on May 25, Saturday, has plenty of space, it costs \$50, includes lunch, and is a great deal. You should attend!

From the Editor

Thanks to Dan, Jim, Roger Wayman, Andre and Lorraine for their contributions to the newsletter.

The end of Nov and early Dec are a very busy time for the Guild. It is amazing how much has happened in such a short period of time. Thanks to all members for pitching in and making it happen.



Meet our Members

Dennis Delaney

member since: Sept 2004



Much of my working career was in manufacturing, and I always felt satisfaction from seeing something built (post pounders, farm trailers, gravel and grain trailers, mobile homes, garbage haulers etc.). So when I retired, I still wanted to make stuff.



One week-end about 1996 (give or take a few years), Jim Farr was demonstrating woodturning at Windsor Plywood. I stood there watching Jim all day, and enquired about woodturning lessons. Soon after, I was at his shop learning the basics of wood turning. Canadian Tire was ready to sell me a basic lathe and turning tools. I was privileged to be part of the formation of our Guild. The first Guild meetings were held at Windsor Plywood.

The double garage ended up with heat installed and soon 220 volt outlets showed up. Soon the lathe was updated, and later a number of us, and the Guild, purchased a General 16" lathe. I also have a 12" lathe, which is useful when the larger lathe is holding something laminated and glue is setting up. Also it is handy if someone wants to come and try turning or would like a bit of help with technique or ideas to try. My interest is not focused on anything in particular. I enjoy some embellishing with piercing and pyrography and some simple coloring at times. Perhaps because of manufacturing background, I enjoy making a number of the same thing; currently I'm just finishing 12 curling rocks (three sizes), and a number of snowmen using Shadow turning technique.

I'm always open to have anyone come for a visit, chat, or to share ideas, and to try out turning techniques, or work out some problems they may have. I am not an expert in anything, but happy to share what I have learned.

— Dennis Delaney ; dendel@telus.net; 403-329-9309
14 Beaverpond Court North.

Nov 2018 meeting

About 25 members showed up for the regular meeting on 15 November. We were glad to see Jim Jones walk in the door because we haven't seen him for a while. Jim is a past officer of our guild and has forgotten more about woodworking than most of us will ever know.

Following some announcements our feature demonstrator, Roger Wayman, showed us his techniques for making a 4 legged lidded box. With care and sharp tools he produced a delicate, exquisite piece about 8cm. high and 4cm. wide with slim curved legs.

Thank you Roger.



the blank gets drilled out first




_laying out the box



making the lid



the finished box-



checking against the end product



Roger Wayman with the finished box

The Instant gallery was dominated by the hoard of Christmas tree ornaments made for the Regional Hospital Foundation Christmas Tree Auction. Ornaments of all shapes and sizes covered the table making a gorgeous colourful display.

Dan Michener

Website of the month

David Reed Smith woodturner

<http://www.davidreedsmith.com>

This comes from Roger Wayman who commented "Several members have asked me for the plans for the jig to cut the diamond stave ornament. They are located on David Reed Smith's website as: Triangle diamond rip sled, and are well explained with good drawings. <http://www.davidreedsmith.com/Articles/DiamondOrnament/DiamondOrnament.htm>

editor's note: While I haven't had time to thoroughly check out this site, there appears to be tons of useful information. It is well worth taking the time to check it out.





unfortunately this blank had internal flaws which made it unsafe to turn

Oct 2018_ from Terry Beaton to Dennis Hogie



BB_Nov 2018_Mountain Ash from Dennis Hoogie to Remo Brassolotto



Beads of Courage

chairman: John vandenBerg

Merry Christmas and Happy New Year to the Chinook Woodturners. Also a big thank you to all who are involved in the Beads of Courage program. I will be leaving some beads in the library for your use while I am away. Thank you John VandenBerg



John & Richard discuss some BofC bowls



Roy Retti

Guild Website

<http://chinookwoodturning.org/>

Are you a member of the AAW

If you aren't a member you should check it out. Aside from the bi-monthly Journal (one of the few remaining printed magazines for woodturners & the alternate month digital magazine called Woodturning Fundamentals), all the back issues are available on line. There are numerous publications available on a wide variety of woodturning topics.

I regularly get emails from the AAW pointing me to various articles and AAW publications that will inform and help me improve my skills and understanding.

This is good value for the money. Check it out.

Guild Library

If you are a new member looking for ideas check out our library. Members can sign out books and DVDs

Tip of the Month

Sure would like to put a tip in here each month. If you have a tip that would help a fellow turner, send it to me and we will publish it right here.

Here is your chance for fame and glory - send me a tip today.



TERRY BEATONs B of C box



Nice neat printing on the bottom



TERRY Sutton describing his B of C box



TERRY Sutton describing how he made the figure in his B of C box

Bring Back

Bring Back is a Guild program where at each meeting a member is given a block of wood to turn. The member turns something from the block and brings the result to the next meeting along with a block of wood which is given to a different turner to take home and produce a turning.

The bring-back piece which went to Dennis Hoogie last meeting turned out to have internal flaws which made it unturnable but Dennis brought a piece of Mountain Ash for the next person. Remo Brassolotto's name was drawn for the next go around.





Lethbridge Hospital Tree Project

I'm not sure how many years we have been involved in this project but it has been many and is a very worth while event.


Our CWG 2018 Decorated Christmas Tree with 156 ornaments was auctioned twice last night and raised \$9,000 for the Chinook Regional Hospital Foundation. Congratulations to all participants who contributed beautiful ornaments. Thanks to Andre Laroche, Harold Plumpton, Jim Galloway and Norm Robinson who helped to put the beautiful tree together.

The tree was purchased by Cor Van Raay and donated back. The successful bidder was the folks at Lethbridge Denture Clinic.

Jim attended the auction as our representative and tells me he really enjoyed the champagne. As you can see from the photos this is a big event. It has quite a few trees to be auctioned off is very well attended and as you can see can get quite crowded.

Andre's comments: Andre is our tree captain

The theme of the tree this year was "To everything there is a season; turn, turn, turn." based on a Pete Seeger's song and suggested by Dan Michener. Every year members of the community are frenzy to see the tree from the Chinook Woodturning guild. Based on numerous comments received during the decoration by people from other groups and by others who saw the tree during the festival, our tree was a smash again this year.




The venue



The music



The room



The Champagne



The crowd



The auction



Our tree selling

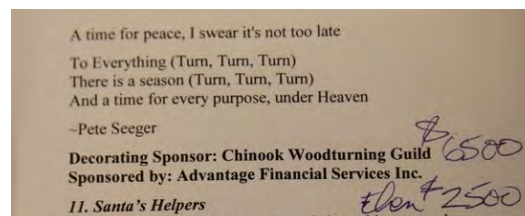
None of this could have come to be without our members turning the ornaments and decorating the tree.



The decorators, Norm Robinson, Andre Laroche, Harold Plumpton and Jim Galloway



Bryan Matthews, John VandenBerg, Dan Michener, Terry Beaton



Our tree (#10) listing in the catalog

Some of the ornaments





and of course the most important picture of all **OUR TREE**



Christmas at CASA Sale

The annual Christmas at Casa sale was held 16 and 17 November 2018. As usual we woodturners set up for the show in the woodworking area. Terry Beaton, Bryan Matthews, Roger McMullin, Dan Michener, Dennis Delaney and Norm Stelter participated.

There was a good crowd of visitors on both Friday evening and Saturday.

Around 4,500 people came through the Casa doors. All together our group sold 221 items for a grand total of \$4,537. The tops being sold for the benefit of the food bank raised \$170. Terry and Claire Beaton were the highest sellers.

Art and craft sales are a great way to meet and talk with the non woodturning community who are interested in what we produce. We answer a lot of questions from buyers and non-buyers alike. Several people took our information to their friends and relatives who may woodturn but don't know about our guild; and I think we attracted at least one new member. We should always participate in these sales for the good of the guild and the education of the public. Of course its nice to sell stuff too or your house and your friends' houses will get too full of our masterpieces!

Dan Michener



Curious shoppers at the Christmas sale.



Dan's "stuff"



More of Dan's "stuff"



Dan likes to talk about woodturning



Dennis with customers



Norm Stelter stands behind his craftsmanship



Sawdust Session Dec 1

editor's note:

Sawdust sessions are new to our Guild this year. They are informal gatherings and while they may have a specific theme or target subject, they are not regimented nor restricted to those target themes. They are an opportunity to get together, socialize a little and share skills with other turners.



We held a Sawdust Session on December 1st. Sixteen woodturners showed up at around 10am for an informal gathering at Casa. We got out a couple of lathes and had the sharpening system set up.

Roger Wayman brought his jig for cutting staves for his inside-out ornaments. The sound and dust of the table saw and thickness planer filled the air as some of the guys cut staves to take home for later work.

One lathe had a 2x2 blank on it and several of us experimented with several ways to make tops. With Terry's and John's coaching I made a finger top using just a skew. Terry experimented with peeling cuts, John offered advice.

Baz was asking about sharpening and discussing lathes, and lots of guys were leaning on the benches and talking about glue, types of wood, tool steel, chucks and everything else.

Norm Robinson brought a set of jigs for setting grinder angles, and spent most of the morning helping sharpen tools. I find sharpening to be one of the trickier aspects of woodturning and just about everyone agrees, so it is great that we can do this. Maybe we should do some sharpening at every sawdust session. It turns out quite a few of us don't have sharpening equipment, but sharp tools make the turning experience so much better.

By around 12:30 we were running out of steam so the party wound down as people drifted off. A good time was had by all. Next Sawdust Session is January 5th. See you there!


Dan Michener



John Vandenberg shows Lorraine





Norm Robinson sharpens while Ken Mix looks on



Sawdust session with several things going on simultaneously

Roger Wayman's Cutting sled, jigs and example ornaments





Guest Demonstrator in May 2018 - Ed Pretty

Every spring we invite a well known woodturner to visit our guild and present a day-long demonstration and then follow this up with hands-on workshops on the following day or days.

Block these dates in your calendar.

Ed Pretty, from Langley, BC will be here on May 25 and May 26, 27 & 28, 2019.

Ed is a guy who is full of techniques and suggestions gathered over a lifetime of woodturning. On his website he says: "Because it has been a long, uncertain process to get where I am, I am very sensitive to the needs of new turners as well as experienced turners venturing into new territory". Check out Ed's facebook page at



https://www.facebook.com/pg/Edswoodturning/photos/?ref=page_internal

and scroll through the photos!

You can also check out his website <http://www.edswoodturning.com/>

Ed's focus is to make better woodturners of us, whatever our level of expertise. He describes the demo he will be giving us in the following words:

I presented two demos at the 2018 AAW symposium; Beyond ABC and Replication. My demonstration will be a compilation of both.

Beyond ABC provides a lot of explanation that "anchor, bevel, cut" doesn't even address but should. "Anchor" involves a whole lot more than simply placing the tool on the rest. The turner is the anchor and I will show how it is the root of all tool control. The tool rest is a forgotten piece of the machine and often used incorrectly. Knowing when to engage the tool rest with your hand and when not is critical. There is a lot more to bevel control than is often discussed; I will show you how to never ruin another rim on your bowls. There are only three things that cause catches and two of those are really the same thing. Knowing these, it is possible you will never get a catch again. These issues and more will be explained in an easy to understand manner.

Replication deals mainly with replication of work between centers using a very simple method of transferring drawing information to the workpiece. It is commonly misunderstood that the shape of the various elements is the most critical part of replication. Vertical separation of elements is far more important and is the easiest to control. Because so many turned items today are produced on copy or CNC machines there is a misconception that all pieces must be exactly the same, but this is not the case. My objective in this presentation is to demystify and simplify spindle replication, showing that "absolute exactness" is not – and never was – required.

The hands on workshop will not focus on completing a project, but on putting into practice the techniques covered in the demo, and may or may not end up with a completed turning. The first part will

use bowl blanks to practice the cuts as demonstrated. You can choose for yourself where you need to put your energies here. There will also be a spindle portion which will involve cutting coves, beads and groves.

Ed says he likes the skew and he knows he can get you to use a skew with confidence!

The Saturday demonstration is open to all at a cost of \$50, includes lunch.

The Sunday hands on workshop is limited to 6 participants at a cost of \$150, includes lunch. Ed has offered to lead another hands on workshop on the Monday if there is sufficient interest.

Also: Ed has considerable experience colouring wood using dyes, ebonizing, fuming, bleaching and liming. If you are interested in this Ed can probably include a bit in the demo or maybe even have a full workshop on colouring wood. Let me know if you want to go that route and we can probably set up something.

It is hard to imagine not wanting to attend some or all of the Ed Pretty weekend in May.

There has been a tremendous response to the initial announcement. In addition to the Sat demo, there will be 3 separate one day workshops. See the update below

We have had a great response to the Ed Pretty demo and workshop. We will be running two days of hands-on workshops.

Ed has agreed to put on another full day workshop on wood colouring using techniques for wood dyes, ebonizing, fuming, bleaching and liming. I don't even know what some of these processes are! This demo differs from others in that the participants are asked to bring a turned piece or pieces to enhance. If you don't have suitable wood or experience the Guild can assist with this.

Let me know if you want to be part of this workshop. We have to have a minimum of 4 participants to proceed. Cost is the same as the other workshop - \$150. Several of us will do both the turning workshop and the colouring workshop.

The turning skills enhancement workshops are full. However, there are sure to be cancellations and late comers, so we have a cancellation list. Call or email me to get on the list.

We will begin collecting payment for the demo and workshops at the December meeting. No booking is final until André has your payment.

Dan



Nov Show and Tell table/ Instant Gallery**About the Guild**

mailing address: c/o CASA
230 - 8 Street South
Lethbridge, AB
Canada
T1J 5H2

Meetings are at 7:00pm
the third Thursday of the month
Sept thru June
at the CASA building on 8th Street South in Lethbridge


a map to the meeting location can be found on our website

Executive

President:	Dan Michener	403-331-9177
	michenerdan@gmail.com	
Vice-President	Norm Robinson	403-404-4428
	normrobinson@hotmail.com	
Secretary	Richard Shelson	403-381-6670
	rshelson@shaw.net	
Treasurer	André Laroche	403-329-6414
	gplaroch@telus.net	

Newsletter Editor Vern Miller 403-892-6729
Website <http://chinookwoodturning.org/>

the Guild is a member of - Allied Arts Council, Lethbridge, the
Society of Canadian Woodworkers and a chapter of the
American Association of Woodturners



Happy New Year

to one and all