



CHINOOK WOODTURNING GUILD NEWSLETTER

A CHAPTER OF THE AMERICAN ASSOCIATION OF WOODTURNERS · VOL 2022, NO 6 · JUNE 2022

PRESIDENT'S MESSAGE

This is the last newsletter until just before the Annual General Meeting in September. The AGM is when our guild chooses its officers for the next year. I have been Vice-President and President for the last nine years. It has been a busy and rewarding experience, thanks to the great group of woodturners we have. However, I will not be a candidate at the next election. Norm Robinson, our vice President, has been on the Executive for 6 years and has also indicated that he will not be a candidate.



It is not ideal when both the President and Vice-President step aside at the same time. This could be avoided in future by having the positions on the Executive as two-year appointments, offset by a year so that only one of the two is eligible for re-election in any year. The same should apply to the positions of Treasurer and Secretary. This would diminish the possible upheaval of the entire executive being replaced at a single meeting.

During the summer I encourage the members to consider who they would like to nominate for the executive positions in September. Talk among yourselves and ask each other what characteristics you would like to see in a nominee. You are free to nominate yourself if you like.

Please think about electing a new executive in the months before the September election rather than 5 minutes before the vote.

Dan Michener

ANNOUNCEMENTS & EVENTS

June 16 - Year End BBQ - 5:00 PM.

Baroness Picnic Shelter @ Indian Battle Park.

Bring your guest(s) and eating utensils.

Be sure to notify Dan of your intent to come.

July 2 - Sawdust Session Casa 10:00 - 12:00

Aug 6 - Sawdust Session Casa 10:00 - 12:00

Aug 20-21 Coyote Flats Pioneer Village (Picture Butte)

Demonstration and Sales.

Turn a top or 2 and show your other skills to the visitors. Maybe even expose a few people to a new interest.

Come support the Guild.

Visit and enjoy the noise and old machinery.



In Memoriam

Richard Shelson: my friend, our friend.

Feb 1, 1952 - May 22, 2022.

Learning of the passing of Richard on May 22 was very sad news and a sorrowful day. I was aware that Richard had a prolonged, serious health condition and had been in hospital for a lengthy period. I was, of course, over the months, hoping that something would be found and, with a little bit of luck, Richard would have been back to the meetings now that we can meet in person. Unfortunately, it was not the case.

Richard was a long-term member with CWG and joined the Guild soon after it was organized. He was member #14. We will all miss his welcoming and contagious smile and his easy-going manners.

Richard was secretary of the Guild on at least two separate terms. I had the pleasure to work with him on the Executive Board during his second term. His minutes were always a pleasure to read and they were extremely well organized. He had an excellent ability to capture and write down the essence of the discussions and in a very way.

Richard was always happy to contribute to the Guild. For many years, he looked after the videos and tv presentations. We all know that he was an excellent communicator and his low-key manner and his keen interest was well suited when he oversaw the Instant Gallery presentations. He had a genuine ability to compel the makers presenting their work to talk longer and add details on how they made their pieces. All members very well appreciated his contributions.

Richard was a regular participant in the hands-on events and it was always great to exchange with him. A few years back, he had taken the band-saw course during a weekend at the Lee Valley store in Calgary and he was always happy to share with us the tricks he had learned.

I also recall that Richard had different connections with many people. One day, he had obtained permission to harvest mature Russian olive trees on a private property in town. So, early Saturday morning we showed up on the premises, started the chainsaws and collected many large diameter trees. I suspect that Richard might have had still a few logs from this outing.

My last outing with Richard was at the Sam Angelo two-day demonstration presented by the Great Falls Woodturners Club in September 2019. We travelled with Dan Michener on Friday night and came back on Sunday pm. As the conversation was going on, the trip appeared to be quite fast, at least for the passengers. I recall that at that time it was a productive turning period for Richard as he brought along several bowls and hollow forms to share with our turner friends from Great Fall during the Instant Gallery.

So the best we have for now is to recall the good moments we had with Richard and to reassure his family about the meaningful contributions of Richard toward making our Guild better.

His obituary can be accessed at: <https://www.cornerstonefuneralhome.com/obituaries?search=shelson>



André Laroche

May General Meeting

Demonstrations



Dan Michener brought in a few of his “Chucking” methods and tools. He demonstrated various forms including: four jaw chucks, rubber chucky, vacuum chucks, and others. It was very informative and sparked interest in the minds of several of the guild members.


Norm Robinson added a few more possibilities including home-made varieties.

Discussions about other methods also were brought forward such as paper-glued chucks, collet chucks, etc. It is always interesting to see the methods used by various turners.

Sometimes we don't think we have much to offer but each one of us has picked up bits of information along the way that can add to the collective knowledge of the guild.



*One Happy Woodturner
Ken Haase*



Terry Beaton



*Newest Member of the Guild
Don Benatson*

INSTANT GALLERY



*Honey, I shrunk the vase.
Norm Robinson*



*Top Notch
Origin???*




Remo Brassoletto



Ken Haase



INSTANT GALLERY - cont.



Terry Sutton



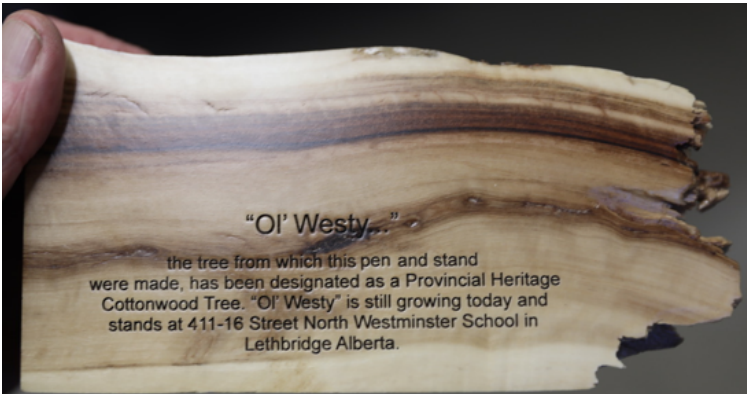
Lorraine Mix



*Pens - Gifts for Grads
Rob Thomsen*



INSTANT GALLERY cont.



Ol' Westy

*Provincial Heritage Cottonwood Tree
Still growing today at 411 - 16 St. N.
Westminster School
Lethbridge Alberta*

*Guild members were invited to turn
objects from the trimmings of the tree and
submit them to the school for a few
commemorative items to be used as gifts.*



Dan Michener



ANDRÉ'S PREFERRED WEB SITES OF THE MONTH

Max Brosi is a woodturner and teacher of woodturning based in Manorhamilton Co., Leitrim, Ireland. He has been described by his peers as one of the most inventive and eye-catching woodturners to emerge in recent years. The range of his work is quite remarkable, from fantastic abstract sculptures based, initially, on tetrahedrons, to beautifully shaped hollow form vessels inspired from boats (e.g. Galway hooker). Unfortunately, Max does not have a website. He prefers social media to show his work. You will find some of his varied work @maxbrosi on Instagram (www.instagram.com/maxbrosi/) and @maxbrosiwoodturning on Facebook (www.facebook.com/maxbrosiwoodturning/). The following sites show some of his work auctioned at the American Woodturning symposia in 2019 and 2021, respectively https://auction.woodturner.org/Max-Brosi-Traces-of-Atlantis_i33702558; https://auction.woodturner.org/Max-Brosi-Tetrahedron-2019_i41808477. I am in awe with the beautiful shapes and texture of his hollow forms and all his multi-axes-derived tetrahedron shapes. For those of you who have a AAW membership, you can access a recent article with lot of different work in the American Woodturner magazine April 2020 issue (35:2). Max has said over and over that he is not a production turner but an artist who prefers to make one-of-a-kind work and then move to the next challenge.

The first live woodturning demonstration that I saw in Lethbridge by an "outsider" was from **Trent Bosch** (www.trentbosch.com) from Colorado, many years ago. He demonstrated turning one of his classic bowls. He was on his way to Calgary for a hands-on teaching weekend. In recent years, I have been impressed by the production of a young turner, **Kailee Bosch** (www.kaileebosch.com), the daughter of Trent. Under her portfolio tab, you will find the section of her amazing teapots, every one with its own personality, some in wood, some from glued-up books and others being mixed media with wood and glued-up books. These are real eye openers. You will also find a collection of bowls, vessels and even furniture with vastly different texture using wood and glued up books. This is a real eye opener. It is exciting to see what a young artist with a degree in Fine Arts can come up with. Enjoy your immersion in a turning world with different supports (books). As much as I do enjoy visualizing her work, rest assured that I prefer my books unglued and accessible for consultation and enjoyment.

Enjoy the websites and social media sites. Have a great summer and enjoyable turning sessions! Remain safe and I am looking forward to meeting you at the guild BBQ and in September for our next in-person meeting.

André

BEADS of COURAGE

Guidelines for Turned Treasure Boxes:

1. In order to hold the beads, turned boxes for the Beads of Courage program need to be about 6 inches in diameter (5 inches minimum) and 5 inches deep (4 inches minimum).
2. If possible, have "Beads of Courage" engraved or burned in the lid, or leave a place to insert a bead. The round bead sizes are: 3/4" with a thickness of 5/16" or 1 1/4" with a 3/16" thickness. There is a rectangle bead that is 3/4" x 15/16" with a thickness of 5/16".
3. Make sure the lids are easily removable. Any finials should be easy for a small child to grasp and not too elaborate.
4. Finishing:
Children who receive these boxes are susceptible to germs/infections/mold. Bowls that have not been properly sealed can harbor mold. Ensure you are using a safe finishing process that does not contain toxic materials. Do not use finishes like linseed or walnut oil that take a long time to outgas. Do not paint Beads of Courage boxes. Instead, highlight the beauty of the wood with clear varnish, stain, and/or burning.
5. John (John Vandenberg fayjohn@shaw.ca, ph. 403-380-0141) has the beads to be glued on after the box is finished. He has a limited number of them so will give them out, one per box, when you have a box ready. Contact him to request a bead.
6. Please complete a donation form with your finished box or bowl. You can get the forms at the Beads of Courage Canada website, or John Vandenberg will have copies of them.

GUILD BUY & SELL

New to our newsletter.

This is for personal equipment of individual members of the guild.

If you have items to include, please send an email to Roy Harker: nlharker@gmail.com

No business advertising!

Beaver Rockwell lathe model 3400 in top condition with 1 hp motor.

André Laroche

403-329-6414



12" KING Miter Saw. Dual compound sliding saw with Twin Laser Guide System. Extra 12" blade freshly sharpened.

Mounted in a DELTA Universal Miter Saw/EZ Threading Planer foldable stand.

Asking \$525. OBO.

Phone Kenn Haase at: 403 328 3116



Searching for a **Low-Speed Grinder.**

If anyone has one. Please contact:

Ron Kisko ronkisko@gmail.co

Please notify [Roy Harker](#) if your item sells so that I may delete it from the list.

THE AMERICAN ASSOCIATION OF WOODTURNERS

The American Association of Woodturners is a huge source of information on all things related to woodturning. This is a worldwide organization encompassing woodturners of all interests and skills. Many benefits accrue to members. If you are not a member you can check out their website here

SUBMISSIONS REQUEST FROM GUILD MEMBERS

I again want to encourage any of you who have a story regarding wood and turning, or anything related, to feel welcome to write up your experience and submit it to me for inclusion in the newsletter.

It has also been quite some time since anyone has written an introduction of themselves to the Guild. Several new members have joined while we have not been able to meet. Please take a few moments to tell us about yourself, your experiences and your dreams and I will include it in an upcoming newsletter. (New members encouraged).

If you are not comfortable writing, contact me and we will work on it together. We would like to know you.

Roy Harker - nlharker@gmail.com

ABOUT THE GUILD

The Chinook Woodturning Guild was formed in September, 2004. The Guild's main emphasis is skill improvement and camaraderie.

mailing address:
% Casa
230 - 8 Street South
Lethbridge, AB
Canada T1J 5H2

Meetings are at 7 pm the 3rd Thursday each month, Sept through June at the Casa building on 8th Street South in Lethbridge

A map to the meeting location is found on our website.

[http://
www.chinookwoodturning.org/](http://www.chinookwoodturning.org/)



President

Dan Michener
403-331-9177
michenerdan@gmail.com



Treasurer

Terry Beaton
403-308-4552
terry_beaton@shaw.ca



Vice-President

Norm Robinson
403-404-4428
NormRobinson@hotmail.com



Beads of Courage Chairman

John Vandenberg
403-380-0141
fayjohn@shaw.ca



Secretary & Newsletter Editor

Roy Harker
ph 587-316-0255
txt 385-245-9449
nlharker@gmail.com

Newsletter Contributors:

Dan Michener

Roy Harker

André Laroche

Jim Galloway: Pictures